

USER'S MANUAL

**Hanging Supercardioid
Microphone**

DPA 4098H



USER'S MANUAL

Hanging Supercardioid Microphone

DPA 4098H

CONTENTS

Product description	3
Adjusting the gooseneck and microphone angle	3
Application notes	3
Using the DPA adapters and extension cables	4
Specifications and graphs	6
Accessories included	9
Accessories available	9
Microphone maintenance	9
Service and repair	10
Warranty	10
CE marking	11
Environmental policy	11

Product description

The DPA 4098H Supercardioid Microphone is designed for hanging applications in churches, performing arts centers, orchestra pits, and TV studios. The 4098H delivers clear and natural sound for live sound reinforcement of choirs, instrumental or vocal groups, speech or live audiences. Extremely low in profile, the integrated gooseneck provides the ability to easily aim the mics, ensuring perfect positioning with minimal visual impact since the mics' slim cable is nearly invisible. These microphones offer flat response and uniform off-axis sound combined with excellent gain-before-feedback characteristics for live sound reinforcement. The mic has an extremely high rejection of RF interference post the signal balanced XLR connector which offers more than 60 dB common mode rejection.

Adjusting the gooseneck and microphone angle

The gooseneck is extremely flexible and the microphone can be angled to any desired position. It has a unique angle memory and does not change its position or ability to be repositioned over time and use. Adjust the microphone to the desired angle. Since goosenecks can generate loud crackling sound, adjustment should only be done when not connected to the audio chain.



Application notes

Always use the 4098 with its dedicated foam windscreen.

For capturing smaller choirs at shorter distance, point the capsule to the last row of singers. The supercardioid pick-up pattern will attenuate the sounds and produce a natural balance between the nearest (loudest but attenuated) and the furthest (weakest but performing to the microphones most sensitive direction).

Using the DPA adapters and extension cables

The DPA 4098H microphone is terminated with a MicroDot connector. Connect the microphone output to adapter or extension cable by moving the protection cap, then secure the MicroDot and reposition the protection cap:



When used in conjunction with our range of more than 35 adapters, the MicroDot connector provides the ability to connect to virtually all available pro wireless systems.

Various wireless systems require the use of electronics inside the adapter to optimize the signal level, the DC offset, and powering of the built-in microphone preamplifier. Using the adapters from DPA ensures the correct electronic circuit with the listed types of wireless systems (please visit www.dpamicrophones.com/adapters).

Do not attempt to employ non-standard adapters or connectors as you might damage the microphone.

A connector-tightening tool is supplied with each microphone and adapter and should be employed whenever the MicroDot connector needs to be tightened. Utilize the tightening tool before each use to ensure the connection is secure and that the cable cannot rotate by the cable relief. The included XLR adapter, DAD6001, allows the 4098H to work as a regular 48V phantom powered microphone. For stand mounting, attach the microphone to the DAD6001 and use the UA0639 Microphone Clip. For hanging, the DAD6001 adds weight and helps stabilize the microphone.

The microphone can also be hung with a miniature extension cable (not included) for minimal visual appearance.



SPECIFICATIONS

Directional characteristics

Supercardioid

Principle of operation

Pressure gradient

Cartridge type

Pre-polarized condenser

Frequency range

20 Hz – 20 kHz

Frequency range, ± 2 dB, 20 cm (7.9 in) distance

80 Hz – 15 kHz with 3 dB diffuse field boost at 8-15 kHz

Sensitivity, nominal, ± 3 dB at 1kHz

20 mV/Pa; -34 dB re. 1 V/Pa

Equivalent noise level, A-weighted

Typ. 23 dB(A) re. 20 μ Pa (max. 26 dB(A))

S/N ratio (A-weighted), re. 1 kHz at 1 Pa (94 dB SPL)

71 dB(A)

Total Harmonic Distortion (THD)

<1 % up to 123 dB SPL peak

<1 % up to 120 dB SPL RMS sine

Dynamic range

Typ. 100 dB

Max. SPL, peak before clipping

134 dB

Output impedance

From MicroDot: 30 – 40 ohm

From DAD6001: 100 ohm

Cable drive capability

Up to 300 m (984 ft) with DAD6001 XLR adapter

Output balance principle

Signal balanced with DAD6001 XLR adapter

Common Mode Rejection Ratio (CMRR)

> 60 dB from 50 Hz to 15 kHz with DAD6001 XLR adapter

Power supply (for full performance)

Min. 5 V – max. 50 V through DPA adapter for wireless systems

48 V phantom power ± 4 V with DAD6001 XLR adapter

Current consumption

15 mA (microphone)

35 mA with DAD6001 XLR adapter

Connector

MicroDot

3pin XLR-M from DAD6001 XLR adapter

Color

Black (4098HB)

White (4098HW)

Weight

5 g (0.18 oz)

Capsule diameter

54 mm (0.2 in)

Microphone length

154 mm (6 in)

Gooseneck length

95 mm (3.7 in)

Polarity

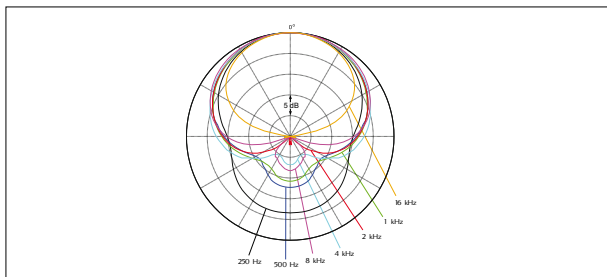
Positively increasing sound pressure produces positive-going voltage at MicroDot pin (and pin 2 on DAD6001 XLR adapter)

Operating temperature range

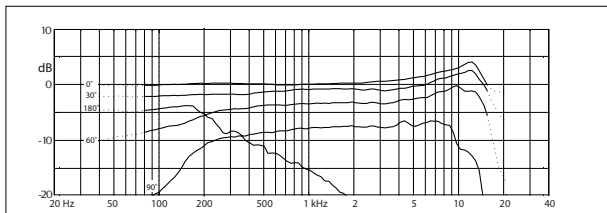
-40 °C to 45 °C (-40 °F to 113 °F)

Operating relative humidity (RH)

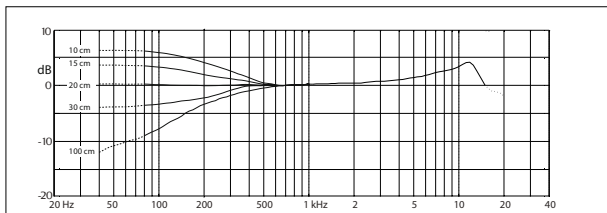
Up to 90 %



Typical directional characteristics of 4098H (normalized).



Typical on- and off-axis frequency response of 4098H at 20 cm (7.9 in) distance.



Proximity effect exhibited by 4098H.

Accessories included

DAD6001 Adapter: MicroDot to XLR

Accessories available

UA0639	Microphone Clip
DUA0518B	Windscreen for 4098H, Black, 5 pcs.
DUA0518W	Windscreen for 4098H, White, 5 pcs.
DAO6005-B	Miniature Microphone Extension Cable, Black, 35 m (11.5 ft)
DAO6005-W	Miniature Microphone Extension Cable, White, 35 m (11.5 ft)
DAO6010-B	Miniature Microphone Extension Cable, Black, 10 m (32.8 ft)
DAO6010-W	Miniature Microphone Extension Cable, White, 10 m (32.8 ft)
DAO6020-B	Miniature Microphone Extension Cable, Black, 20 m (65.6 ft)
DAO6020-W	Miniature Microphone Extension Cable, White, 20 m (65.6 ft)

More than 35 different connection adapters to wireless systems, please refer to www.dpamicrophones.com/adapters.

Microphone maintenance

DPA 4098H is designed with highly resistant and protective materials in the construction so do not try to clean the microphone as it is unnecessary.

Do not use any spray or fluid containing chemicals that could remove static electricity on or close to the microphone. This could cause permanent damage.

Cleaning or washing of the windscreen can be done in distilled water.

The DPA 4098H is very resistant to humidity, but keep it away from unnecessary exposure to water and cleaning fluids (keep element dry at all times). It should not be used in direct, heavy rain.

Avoid excessive pressure on the microphone element. The microphone will not perform to its specifications if the directional tube under the foam windscreen has been bent from its original shape. If the directional tube becomes misshapen, replacement is necessary.

SERVICE & REPAIR

Products from DPA Microphones are extremely stable and there should not be any significant change in the specifications with time and use. If, however, you are not satisfied with the characteristics exhibited by this product, please contact your nearest DPA Microphones representative for further details of service and the repair facilities that are available.

WARRANTY

All products from DPA Microphones are covered by a two-year limited warranty on both mechanical functionality and documented specifications as long as the items are not mistreated, abused, or modified in any way. In case of a warranty claim, your invoice is your warranty registration.

Find your nearest DPA representative on our website, www.dpamicrophones.com, or send e-mail to info@dpamicrophones.com.

Head Office, Denmark:

Tel: + 45 4814 2828

Fax: + 45 4814 2700

US Sales Office:

Tel: +1 303 485 1025

Fax: +1 303 485 6470



CE MARKING

The CE mark guarantees that the product conforms with relevant directives approved by the European Commission.

EMC directive: 2004/108/EEC

Low voltage directive: 2006/95/EC



ENVIRONMENTAL POLICY

This product is comprised by the WEEE directive and should not be thrown in the garbage bin when obsolete. Instead, return it to your local DPA representative (or DPA Microphones directly) who will dispose of the product in accordance with the current environmental standards.

DPA



M I C R O P H O N E S

WWW.DPAMICROPHONES.COM



Head Office

DPA Microphones A/S
Gydevang 42-44
DK-3450 Allerød, Denmark
Tel: +45 4814 2828
Fax: +45 4814 2700
info@dpamicrophones.com
www.dpamicrophones.com

US Sales Office

DPA Microphones, Inc.
2432 N. Main St., Suite 200
Longmont, CO 80501, USA
Tel: +1 303 485 1025
Fax: +1 303 485 6470
info-usa@dpamicrophones.com
www.dpamicrophones.com